


DIRECTIONS: Register for the OEC Refresher

1. Sign in to the [NSP website](https://www.nsp.org/) with your regular NSP user name and password.



2. Select Member Resources, then the Online Learning photo.



3. From the navigation bar on the right side of the page, select Course Schedule



4. Search for the appropriate Course Number and select the **OEC Refresher B** course.

If working a Refresher station, please register for: C140180011

Saturday September 28 Refresher: **C140180010**

Division Name Contains

Course Number starts with

Course Number equals

Title Contains

Patrol Contains

Find

Export

Course Title	Course Number	Instructor Name	Instructor Email	Begin Date	End Date	Patrol	Division	Notes	Location
OEC Refresher B	C140180010	Christine M. Reid	christine.reid@gmail.com	7/21/2018	9/30/2018	Welch Village	CENTRAL	Hybrid, On-line refresher completed by Thursday September 26.	Zumbrota, MN High School

5. Select Register Myself, then Proceed to Checkout

OEC Refresher B

Hybrid, On-line refresher completed by Thursday September 26.

Price 0.00

When 7/21/2018 - 9/30/2018

Register Myself

My registration status: Not registered

OEC Refresher B

Hybrid, On-line refresher completed by Thursday September 26.

Price 0.00

When 7/21/2018 - 9/30/2018

Cancel My Registration

My registration status: Registered pending checkout

Proceed to Checkout

6. Review your shopping Cart (\$0 course fee), and Submit your order

Shopping Cart

Items

Item	Quantity	Price	Total	
OEC Refresher B	1	0.00	0.00	Remove

Update

Cart Charges

Item Total	0.00
Shipping	0.00
Handling	0.00
TRANSACTION GRAND TOTAL	0.00

Payment Details

Submit Order

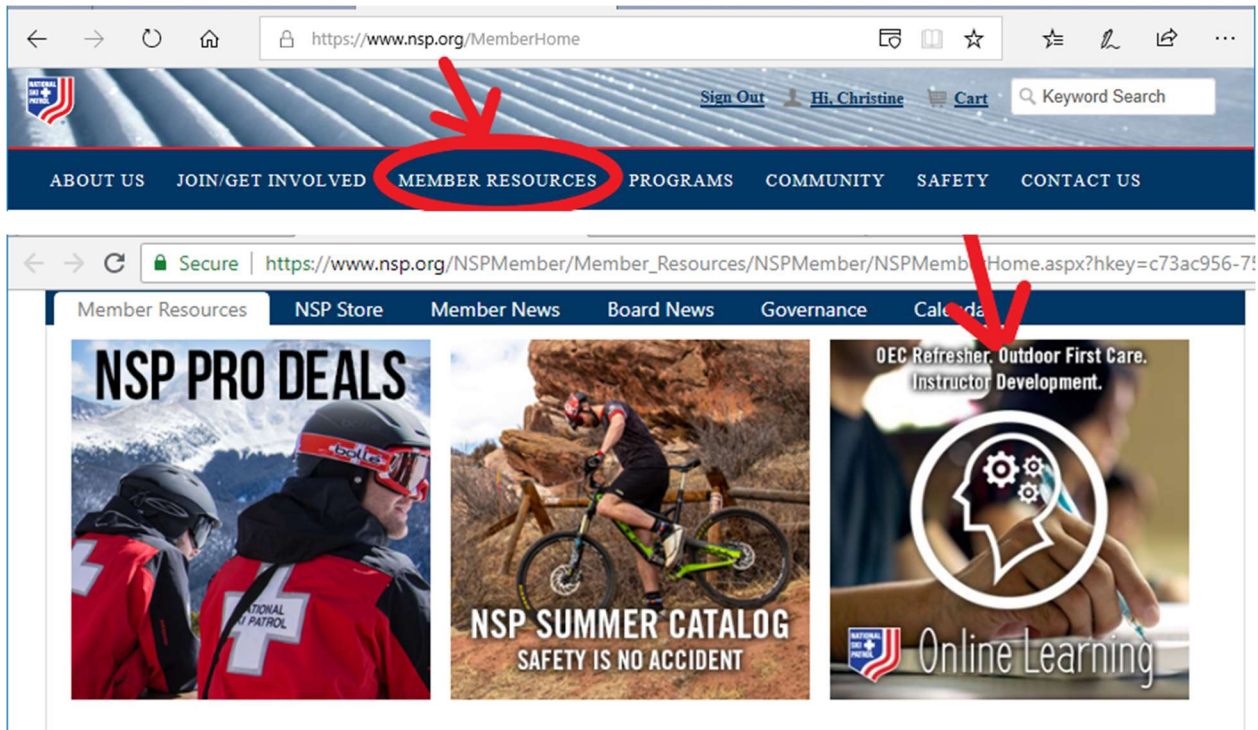
7. [Optional] Send a copy of the receipt to Christine.reid@gmail.com

8. Continue to the Hybrid Refresher.

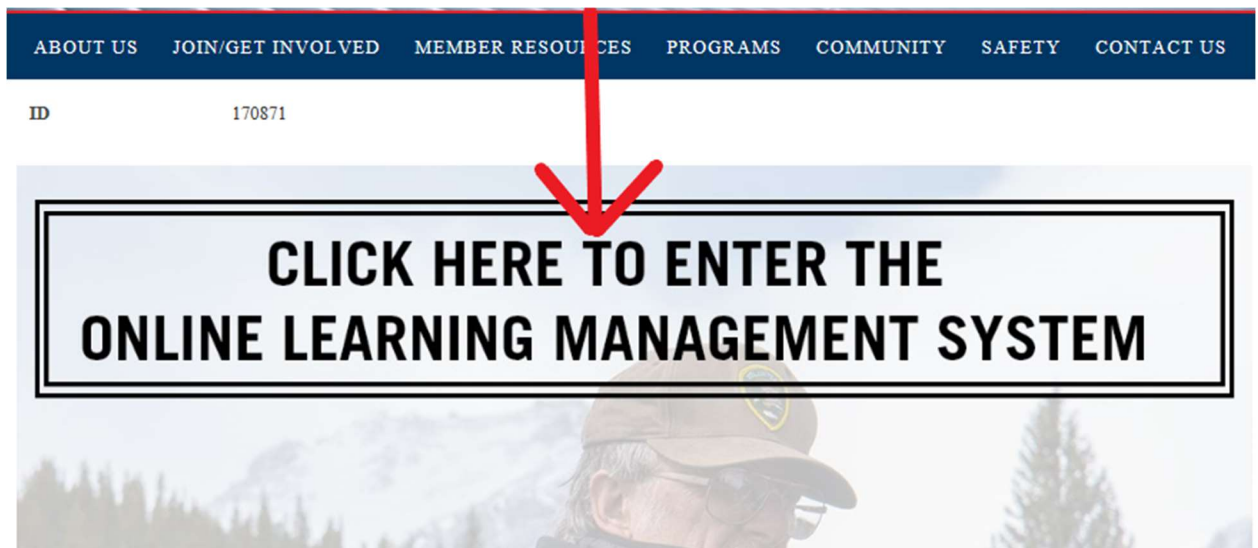
DIRECTIONS: To View the Online Modules for the Hybrid Refresher:

If needed, Sign in to the [NSP website](#) with your regular NSP user name and password (start of document.

1. Select Member Resources, then the Online Learning photo.



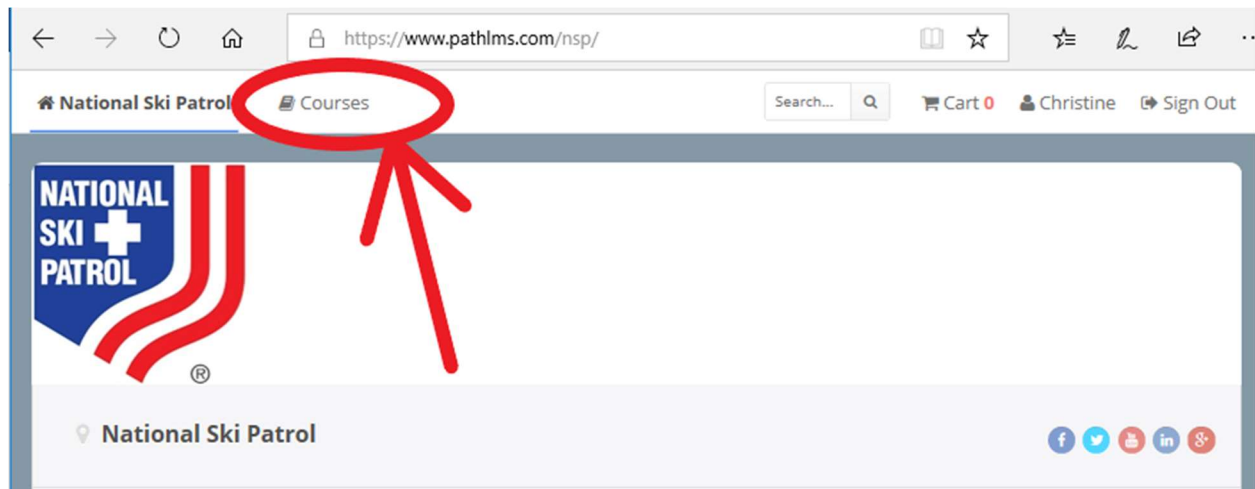
3. Click on the banner that says “CLICK HERE...”



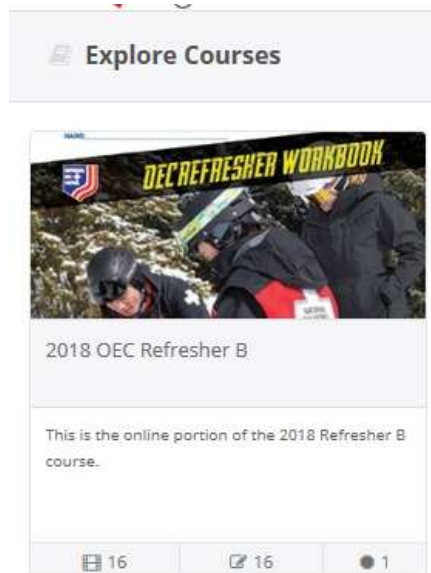
4. You will be taken to the NSP home page for the Path learning management system.

NOTE: Login to the Path Learning Management System is only permitted through the NSP Site.

5. Select the Courses tab at the top of the page to access the full range of available courses.



6. You will see the courses listed that are available for you. Select 2018 OEC Refresher B.



7. After you select the 2018 OEC Refresher B course you will be able to launch the modules. There is only one launch. You should be able to stop and start as many times as you want.

8. There will be between 15 to 20 shortened modules; each requires viewing and then a short quiz to complete.

9. Once you complete the presentation and assessment modules **you must complete the course survey,** then you can print your certificate from your account page. The certificate will also be emailed to you.

FORWARD The emailed certificate to Christine.reid@gmail.com, by Thursday September 27

[Optional] To print your certificate, select your name near the top right to access your account information.